



Joerns ACX

Active Care

Expanding the Dimensions of Acute Care

Joerns ACX Active Care expands what is possible in a cost effective med-surg bed.

Engineered for Versatility and Expanded Use

Designed for Patient Safety and Security

Enhanced Falls Management

Unique Platform Design


Designed for an expanded experience.

Expanded width

Expanded capacity

Expanded care





Anthropometrics

Using human factors principles, Joerns launched the ACX bed frame that adjusts to varied body habitus considering total weight, weight distribution (BMI), such as abdominal circumference, and stature. Such attention to ergonomics enhances patient and caregiver safety and increases caregiver productivity.



Engineered for Versatility and Expanded Use

Expanded length and width

Adapts to fit to a wide variety of body shapes and sizes up to a 550 pound patient, with simple, on demand manual adjust functions.*

Purchase, Rent or Hardware as a Service (HaaS)

Suit your individual circumstances and budget with the option that best meets your needs.

* Fragala, Guy, PhD., PE, CSP; Perry, Bonnie, New Study Shows Increase in Resident Safety Due To Use of 42" Low Bed, Joerns Healthcare White Paper



The Bed Designed to Expand Care

Designed for Patient Safety and Security

Safely care for med-surg patients with nurse communications monitoring, all the essential bed features you expect, with a full line of surfaces proven to prevent and treat pressure injuries.



Nurse Call Communications

Enables connectivity that is intuitive to use, access, and activate. Compatible with most nurse call systems.



Convenient, Flat Controls

Convenient access to flat control panels for both patient and caregiver, supporting easy and effective infection control



In-Bed Scale

Accurately monitors and records patient weight and weight history



Safety Stop Technology

Automatically stops bed lowering if contact detected




Safe Siderails

Minimized risk of patient entrapment and pinch points with siderails designed for full compliance with the International Electrotechnical Commission (IEC), the IEC60601-2-52:2009

Surfaces

Joerns offers a family of therapy surfaces to fit the ACX bed frame including the Dolphin FIS®. Open architecture accommodates most other suppliers' mattresses.



P.R.O. Matt®



DermaFloat®



Dolphin®

Patient Acuity Level

Enhanced Falls Management

Facilitate purposeful early mobility with an ultra-low bed height and 3-zone bed exit connectivity designed to create a safer environment.



Easy-View, Split Siderails

Ergonomically designed to optimize patient visibility while assisting active patient repositioning with easy-grip hand holds

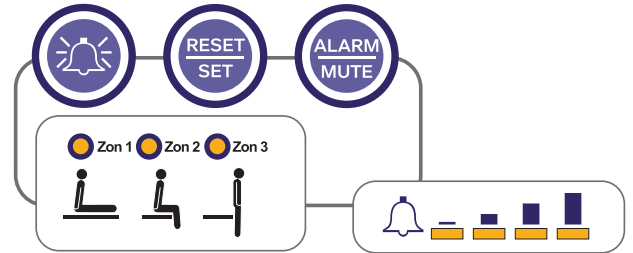
Low Bed Height

Enhance safe ambulation and minimize falls with a lower bed height that fits individual patient needs



3-Zone Bed Exit

Enhance response time with connected monitoring and alarms



Under Bed Light

Softly illuminates bed silhouette for improved night-time visibility yet minimizes sleep disruption




Unique Platform Design

Expandable bed platform designed specifically to accommodate a wide range of patient profiles. No longer will hospitals be at risk when larger patients are admitted and sent to a med-surg unit. The Joerns ACX has you covered.

Joerns Expanding Care Features

- Low bed height
- Expandable width
- Expandable length
- 600 lb. /550 lb. (SWL/Max Pt.)



Premium Options

- In-bed scale
- Nurse call/communications
- 3-zone bed exit alarm
- On-board battery
- Integrated hospital-grade outlet
- In-rail controls
- Safety stop technology

Uniquely Serves the Continuum of Care

ACX offers the most value across the care continuum.



Joerns Healthcare

We understand the clinical and financial challenges acute care facilities face in improving care and patient experience, managing costs, increasing patient safety, and reducing on-the-job injury for staff, all while achieving optimal patient outcomes in an environment increasingly focused on value-based purchasing by payers.

Joerns Healthcare acknowledges these challenges by delivering quality specialty equipment and value-based solutions, clinical support, and staff training for all our equipment through our leading national and regional distribution partnerships.

Maintenance & Cleaning

Constructed with antimicrobial surfaces* and removable pan-style mattress support platform for ease of maintenance and cleaning.

*The surfaces of the siderails and foot panels are embedded with Nano Ag antimicrobial granules to inhibit the growth and potential colonization of mold, bacteria and/or fungus.

Premier Capital and Service Provider Fast Facts

Premier Capital and Service Provider across the Care Continuum		Headquartered in Charlotte, NC	
Operations throughout North America and Europe	125+ Years of Experience	1,700 Employees	
Manufacturer-Direct Product			

Our People



The Purple Shirt is a unique and powerful part of our tradition of caring and corporate culture. Our success is embedded in our founding principle – maintaining an emotional, compassionate connection with customers that inspire associates to perform at exceptional levels.

People	Passion	Performance
We acknowledge that people are the heart of all that matters at Joern's Healthcare – our associates, our customers, and those they care for.	We will aggressively pursue innovative solutions with uncompromising vigor.	We will bring to market high-quality, best value, integrated solutions that address the need of today and anticipate those of tomorrow.
People First, Character, Knowledge	Unparalleled Service, Dedication, Teamwork	Product Superiority, Total Quality, Profitability

Service Highlights

40,000+ Daily Patients	24/7/365 Service
<4 hrs. National Average Delivery	130+ Service Locations
JCAHO Accredited	120,000+ Items in Service
700+ Service Technicians	600+ Service Vehicles

Premium Products



Our Dolphin® brand of advanced therapeutic surfaces is becoming the first choice for critically compromised patients with tissue viability concerns.



Our P.R.O.® brand of hybrid surfaces has provided thousands of caregivers and patients with a clinically effective and cost-effective therapy surface.



Our Hoyer® brand is the oldest and most recognized brand name in patient handling.



Bed Specifications

Expandable length	80" - 84" - 88"
Expandable width	35" - 42" - 48"
Safe working load/max. patient weight	600 lbs./550 lbs.
Weight	360 lbs
Height	<10" - 31"
Head of bed angle	0 - 70°
Knee angle	0 - 35°
Trendelenburg/reverse Trendelenburg	14°
Caster diameter	5"
Mattress size	36" - 48" wide 80" - 88" long
Power requirements	115 VAC, 60 Hz, 4 AMP
Safety standard	IEC60601-2-52